

Installation and operations manual

Good Vibrations Receiver

Model # GV 1097-2

General

The new Silent Call Good Vibrations™, receiver is a body worn portable alerting device with vibrating and visual alerts. It is used in conjunction with any Silent Call transmitter such as the telephone, doorbell, smoke detector and/or sound monitor. When this receiver detects a signal from a Silent Call transmitter, it activates its vibrator with a predetermined output pulses for each type signal and illuminates the associated top panel LED.

Operation






Switch the Good Vibrations receiver on by moving the power switch to the ON position. Notice that the Phone (green LED) will blink 3 times and go out indicating that power has been applied. **The unit will then turn on the Fire LED and the vibrator pulse continuous short pulses signaling the last alarm that was received as this is the factory default test used.** These are a couple of the distinguishing features of the new revised Good Vibration. Another is the pushbutton used for programming that replaced the dip switch. Each time the Good Vibration receives a signal from a Silent Call transmitter with a matching code; the Good Vibrations receiver will vibrate a particular type pulse and illuminate the associated LED. The LED indication will remain on until the vibrator pulse pattern has been completed. Switching the On / Off switch from off to on activates the recall function which will turn on the LED and send the vibrator pulses of the last transmitter alert the receiver received. The Good Vibrations receiver battery may be tested by moving the power switch momentarily to the TEST position.

The Good Vibrations receiver is supplied with a rechargeable Nickel Metal Hydride 9V battery. In normal operation, the unit will function for approximately two to three days per charge. However, for the most reliable operation, recharge the battery each night when you go to bed. Also, do not leave the unit on when you are not using it as the battery can be damaged by running it completely down. Not all "9V" rechargeable batteries are the same, and we recommend you purchase replacement batteries from Silent Call. Although it is not recommended, the Good Vibrations receiver may be operated with a standard alkaline battery. However, if you use an alkaline battery YOU MUST NEVER ATTEMPT TO RECHARGE THE BATTERY. Doing so will cause the battery to burst and destroy the Good Vibrations circuitry, voiding the warranty.

Good Vibration receiver front panel LED indications

Transmitter	Indication
Sound	Orange Sound light on
Telephone	Green Phone light on
Doorbell	Yellow Door light on
Fire	RED Fire light on
Smoke sensor	RED Fire light on
Weather	Orange, Green, Yellow, Red All Lights on
CO	Orange, Green, Yellow Sound, Phone , Door Lights on

Vibrator Pulse Outputs

-  **SOUND = three short pulses**
-  **PHONE = one long pulse**
-  **DOOR = two short pulse**
-  **WEATHER = one short and one long pulse**
-  **FIRE = continuous short pulse**
- CO = three short pulses and one long pulse**

Programming

The Good Vibrations receiver can be set to respond to one **or more** different transmitter codes. Your Good Vibrations receiver and all transmitters leave the factory already programmed for the factory default code. The Good Vibrations does NOT need to be programmed unless you have changed the code on your transmitters. In that case, simply set all transmitters to a different code (any combination of on and off positions *except* all on or all off), erase the code memory in the Sidekick, and then reprogram the Good Vibrations receiver as follows:


NOTE:

Your Good Vibration receiver and all transmitters leave the factory already programmed for the factory default code. The Good Vibrations does NOT need to be programmed unless you have changed the code on your transmitters.

The Silent Call alerting system is digitally coded. Each Silent Call transmitter contains a nine position code switch. Positions 1 through 5 on the transmitter set the address. If the transmitter has the 9 position dip switch **LEAVE POSITIONS 6, 7, 8, AND 9 AS IS. Position 6 through 9 set the type of alert function and does not require programming.** The Good Vibration receiver can be set to respond to one or more different transmitter codes. All Silent Call transmitters and receivers leave the factory set to the default code of 1=off, 2=off, 3=off, 4=on, 5=on. This code does not need to be changed unless your system is within 100-200 feet of another Silent Call system. In that case, simply set all transmitters to a different code (any combination of on and off positions *except* all on or all off), erase the code memory in the Good Vibration, and then reprogram the Good Vibration receiver as follows:

To erase all programmed codes:

1. Turn the Good Vibration off.
2. Open the access battery door on the back of the Good Vibration and locate the PROGRAM button.



3. Press and hold the PROGRAM button. While pressing the program button, turn the Good Vibration on, hold on until all LEDs light and then release the PROGRAM button. This will erase all codes in the Good Vibration's memory.

To program a new code:

1. With the Good Vibration turned ON, press the program button. All four LEDs will illuminate. Hold the program button until the LEDs go out (about 8 seconds). Release the button and the LEDs will come back on to indicate that the Good Vibrations receiver is in program mode. It will remain in program mode for approximately 30 seconds and the LEDs will go out one at a time to indicate the time remaining. While in program mode, the Good Vibrations will memorize the code of the first transmitter it receives and then exit program mode.
2. While the Good Vibration receiver is in program mode, press the button on any Silent Call transmitter that has been set to the desired system code. When the Good Vibration receiver receives the coded transmitted signal, it will memorize the code, exit program mode and indicate the function of the transmitter. ***The Good Vibration receiver can memorize an unlimited number of system codes.***
3. Note that you do not have to program the Good Vibration receiver with every transmitter in your system as long as all transmitters are set to the same code.

Programmed codes are retained in memory even when the Good Vibrations battery is removed.

Technical Support

For technical support on this or any other Silent Call product, please feel free to contact us. You can reach us by phone at 800-572-5227 (voice or TTY) or by Email at support@silentcall.com

Limited Warranty

Your Good Vibrations receiver is warranted to be free of defects in material and workmanship for five years from the date of initial purchase (not including the battery). During that time, the unit will be repaired or replaced free of charge when shipped prepaid to Silent Call Communications. To obtain warranty service, contact Silent Call to obtain return materials authorization. Please include your telephone number or other ways we can contact you. This warranty is void if the defect is caused by customer abuse or neglect.



5095 Williams Lake Road, Waterford, MI 48329
(248) 673-7353 v/tty (248) 673-7360 fax (800) 572-5227 v/tty
Email: silentcall@silentcall.com website: www.silentcall.com